

ELL Modification Library Overview

The Simplify Writing® ELL Modification Library is designed to help teachers modify the core writing units by providing additional support for English language learners. This library focuses on supporting students at all levels of language development through the use of developmentally appropriate scaffolds and supports. Strategies and tools are provided in printable format, along with examples and editable templates that align with lessons from the core program.

Each tool includes a teacher-facing instructional video that explains how it can be used with students with a wide range of language needs. These tools can be used in whole groups, small groups, or with individual students. Some tools may be beneficial for all learners, regardless of their language proficiency.

Included Tools:

Instructional Strategies

- ❖ Reduced Text
- ❖ Text Read-Alouds*
- ❖ Unpacking Sentences

Checklists & Rubrics

- ❖ Language Proficiency Rubrics
- ❖ Strategy Cheat Sheet

Templates

- ❖ Color-Coded Essay Templates
- ❖ Essay Sort Templates
- ❖ Sentence Frames
- ❖ Word Banks
- ❖ Bilingual Glossary
- ❖ Pre-Teach Vocabulary

**Audio recordings are provided in grades 2-8 for every mentor text and reference text in the Simplify Writing® program.*

Have questions? We'd love to answer them! Just send an email to

April@simplifywriting.com.



Simplify
Writing®

ELL Modification Library

Sentence Frames

Terms of Use

© Simplify Writing®, Performing in Education, LLC. All rights reserved. This resource is to be used by the license-holder. Copying for more than one teacher, classroom, department, school, or school system is prohibited except for as noted below. This file may not be distributed or displayed digitally for public view. Copying any part of this product and placing it on the internet in any public form is strictly forbidden. These items can be picked up in a Google search and then shared worldwide for free. Sharing with your students via email or password secured site like Google Classroom is allowed.

YOU MAY:

Use this resource for the benefit of students in your own classroom or for your own personal use;

Share this resource with support staff that is working directly with your students;

Copy this resource in any size for your personal classroom use.

YOU MAY NOT:

Distribute, display, or duplicate this resource, whether free or purchased, to any other person except students in your own classroom or staff supporting your students;

Claim these works as your own, alter the works in any way, or remove or attempt to remove, the copyright/watermarks;

Sell, assign, lease, license, or otherwise profit from any use of the works;

Combine any of the works into another unit for distribution of any kind whether those units be available for purchase or for free;

Post the work for sale, or for free, elsewhere on the internet publicly (this includes any search engine or file sharing service, including but not limited to Facebook groups and shared school drives);

Make copies of purchased items to share with third parties other than permitted uses described above.

Font & Clipart Credit:



NEED HELP?

If you need help implementing part of this resource in your classroom or are having a technical issue, please email April at:

April@simplifywriting.com.

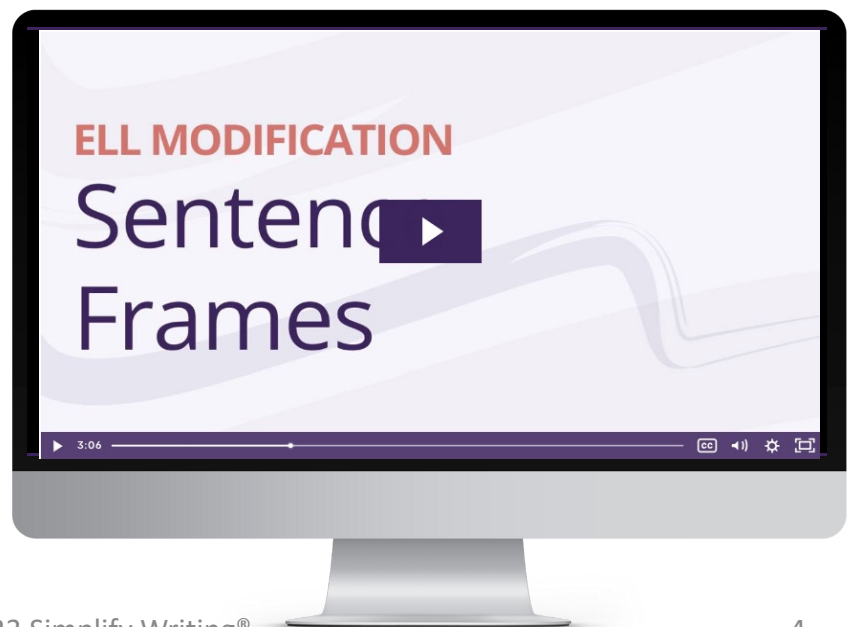
Table of Contents

*This resource is a **condensed** version of the full Sentence Frames tool that is available in the complete Simplify Writing program. The full version contains additional tools & sentence frames for every writing genre.*

Resource	Page Number
Using the Sentence Frames	5
Blank Sticky Note Template	6
Explanatory Writing Sentence Frames	7-13
Editable Sticky Note Templates	14-15

Sample

**Instructional
Videos available
for members!**



Using the Sentence Frames

This resource contains sentence frame visuals and sentence frame sticky note printables for use with the Simplify Writing® program.

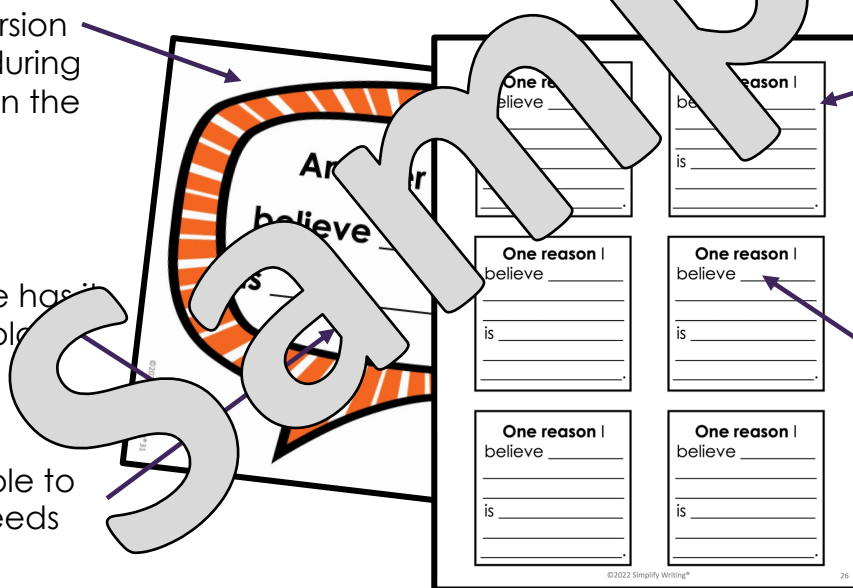
There is a color 8.5 x 11 version of each sentence frame. If you do not have colored ink, print these in black and white on colorful paper instead. I love using *Astrobrights* paper. The 8.5 x 11 version can be displayed on the wall during your writing unit, or used as a reference during your lessons and small group instruction.

There is also a sticky note sheet for each sentence frame that will help you quickly print out a set of 6 sentence frames for your students who need additional support. Just use the sticky note template on page 6 as a guide to lay your sticky notes down on the paper before printing copies of each sticky note template. If you do not have access to sticky notes, just print these small sentence frames out on standard paper and quickly cut out the squares using a paper cutter. You can pass out the small squares to each student in your class. Your students can write directly onto these sentence frames, or they can transfer the text to their writing paper/notebook before completing the sentence frame. You can also glue these small sentence frame copies into their writing notebooks/folders or reclosable folders when they're done.

8.5 x 11 version to display during lessons or on the walls

each genre has its own color

fully editable to fit your needs



easy-to-print sticky note version to quickly pass out to students


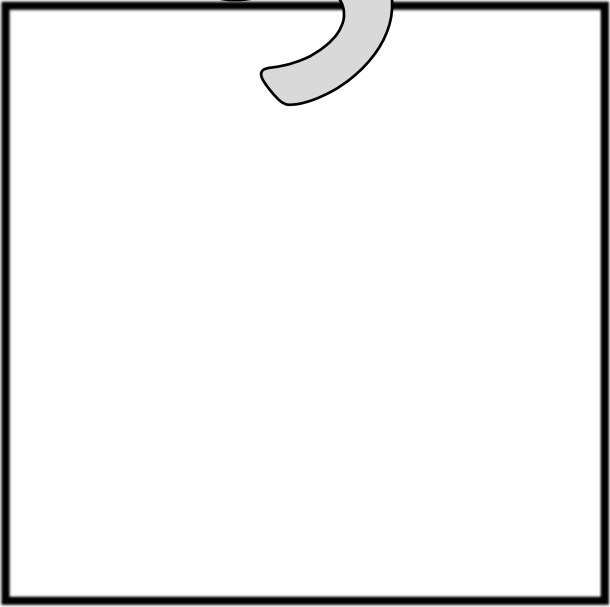


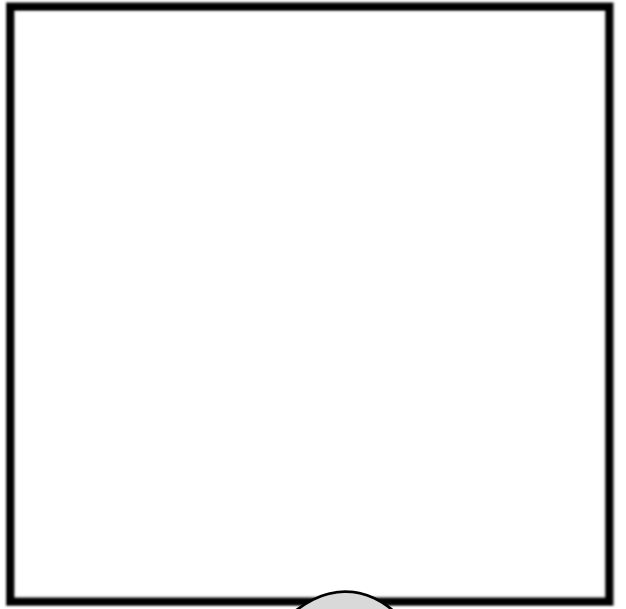

fully editable to fit your needs

The sentence frames in this resource can be used with any unit in the Simplify Writing® program since it is editable. If you can't find a sentence frame in this resource that meets your needs, simply replace the text in the sentence frame with the text that matches what you're working on with your students.

This resource was made editable so that you can adjust the template to best fit the needs of your students and make the template more challenging or less challenging, if needed. The sentence frames provided are a great starting point for your writing instruction, and I recommend adding to this document throughout the year and saving your work for future school years.

Sticky Note Template

Place a sticky note over each box and then use this sheet to print your sticky note sentence frames.



Sample

Explanatory Writing

Sentence Frames

Sample

Specifically,

Specifically,

Specifically,

Specifically,

Specifically,

Specifically,

Sample

Another way to

_____ is

Another way to

_____ is

Another way to

_____ is

Another way to

_____ is

Another way to

_____ is

Another way to

_____ is

Sample

In addition to

In addition to


In addition to

In addition to

In addition to

In addition to

Sample



Specifically, _____

Sample

Another way to


is

Sample

Addition to

Sample

Two vertical lines for handwriting practice. The left line has a downward-pointing arrow at the top, and the right line has a dot at the top.



Type here...

Type here...

Type here...

Type here...

Type here...

Type here...

Sample